


Rail Fence



Individual Rail Fence
Blocks (48 Blocks)

Fabric:

Rail Fence = 1/2-yd each of 4 fabrics
 Quilt Border 3" wide = 1/2-yd
 Backing with borders 45" wide = 1-3/4 yds
 Backing w/o borders 45" wide = 1-1/2 yds

Cut 8 strips of each Rail Fence color 2" x 40"

Sew the strips together, and then cut into 6½" unfinished blocks. (48 small blocks individual Rail Fence blocks or 12 Rail Fence Pinwheel Block Units)
 Lay out in a Rail Fence or Pinwheel design.

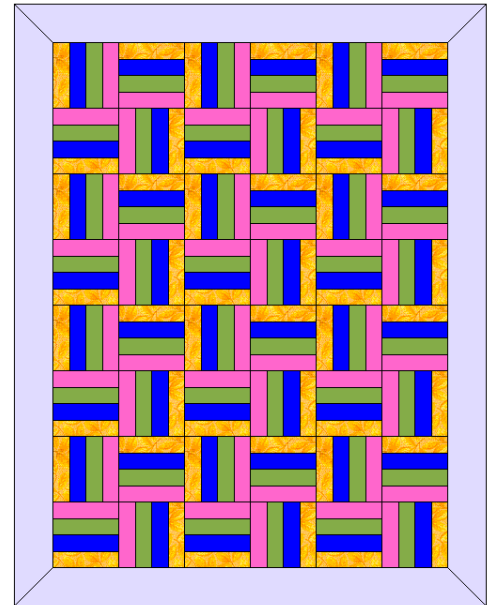
Quilt Border ..3-1/2" wide cut 5 strips

Any Questions contact Jan Cunningham, 770-424-7568 or Wendy Blanton 770-664-5079

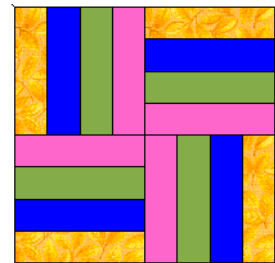
ECQG February
 2004
 "Love Ronald
 McDonald House "

Easy Projects:
**Rail Fence or
 Rail Fence Pinwheel**

Finished: 42" x 54"
 (Finished size w/o
 borders is 36" x 48")



Rail Fence Pinwheel



Rail Fence Pinwheel Unit
 (12 Units)